GLASGOW KELVIN COLLEGE

Academic Board – 07 February 2025

Summary of the Block 2 Student Experience Survey

Report by Quality Enhancement and Development Manager

1. Introduction

This report is intended to apprise members of the feedback the results of the Block 2 Learner Experience Survey that was opened in November 2024. The survey is still live to ensure that the views from all curricular areas are represented.

In addition to this Learner Experience Survey, students were asked after week 4 about their early experiences of the College, and in Block 3, the College will ask students to participate in the national Student Satisfaction and Engagement Survey, which is conducted by the Scottish Funding Council.

2. Student Feedback Processes

The survey was created using Microsoft Forms and promoted to learners via the faculty managers and course tutors. Course tutors had the responsibility to ensure that their class groups had access to the survey and participated. The survey was also sent out to students via email and Microsoft Teams.

A total of 1701 responses have been collected to date, which includes 40% of all Full-Time Further Education students and 48% of all Full-Time Higher Education students.

2.1 The Survey Results

A summary of the survey responses is attached in Appendix 1.

From Question 1, it can be seen that the most popular learning and teaching activities are as follows:

1. Class presentation by the lecturer.
2. Practical activities
3. Group working
4. Formative assessments

Questions 2, 3 and 4 provide feedback on learning environments, learning materials and, goals and progress. The responses to these are overwhelmingly positive, as has been experienced previous years.

Questions 5 and 6 are both open questions. Question 5 asks students to suggest one improvement, and question 6 allows students to express any other comments.

In general, most students either expressed satisfaction with their learning experience or suggested no changes to the learning and teaching activities on their programme.

Particular mention was made of the supportive learning environment in the College in general, and of the efforts of lecturers and support staff.

However, the most commonly occurring points raised as follows:

- More practice assessments
- More practical work
- Homework/Extra study materials available online
- Quiet spaces to study
- A single online learning platform for each programme
- Less online classes

However, the responses to these need to be considered within the class context, particularly with questions 5 and 6, as these provide valuable student feedback for course teams to consider during quality activities.

The results of these are available, by class group, to faculty managers to share with their teams.

3. Impact on Students

The areas for improvement identified through student feedback will be addressed through operational and quality enhancement planning during 2024-25.

4. Resource Implications

There are no significant additional resource requirements associated with this report.

5. Equalities

Some survey respondents asked for more language support for those with English as a second or other language. This will be further explored directly with teaching teams in this academic year.

6. Risk and Assurance

This report provides assurance that the College is seeking learner feedback on the services it provides and using student views to inform and improve our service delivery.

7. Data Protection

There are no specific data protection issues arising in this report.

8. Environmental and Sustainability

There are no specific environmental and sustainability issues arising from this report.

9. Recommendations

Members are recommended to note the contents of the report and its appendix.

10. Further Information

Members can obtain additional information on the contents of this report from John Gallagher, Quality Enhancement Manager (jgallagher@glasgowkelvin.ac.uk) or Robin Ashton, Vice Principal Curriculum and Quality Enhancement (rashton@glasgowkelvin.ac.uk)

Glasgow Kelvin College
JG/RA
Date: 30/01/2025

Appendix 1

Responses Overview

Active

Responses	Average Time	Duration
1701	06:12	428 Days

1. Select 3 of the following types of learning activities which best support your learning.

Presentation by the class lecturer	1003
Undertaking practical, hands-on activities	1000
Working with other students in pairs or in groups	846
Doing practice tests and assessments	660
Doing homework and independent study	320
Using online study materials	346
Taking part in peer (student) presentations	77
Working on projects with other students	453
Problem solving and investigative work (e.g. case studies)	237
Hearing from subject specialist guest speakers	141
Other	20

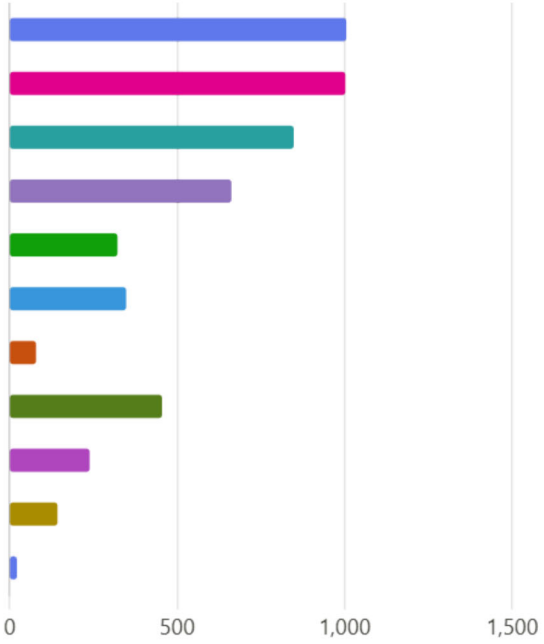

2. How well do the learning environments support your learning?

Very well	893
Quite well	762
Not well	46

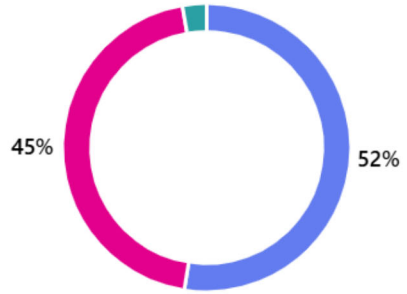

3. How well do your learning materials support your learning?

Very well	937
Quite well	720
Not well	44

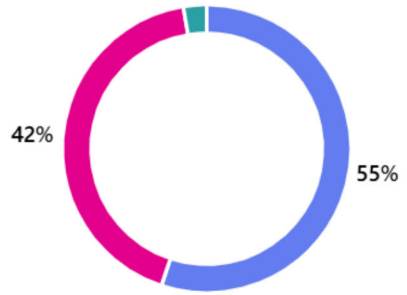

4. How well does the course team explain your learning goals and your progress?

Very well	994
Quite well	666
Not well	41

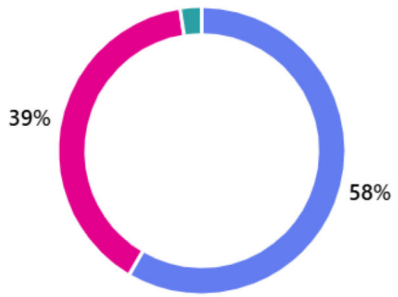

5. If we could do one thing to improve your learning experience at the College, what would it be?

1682
Responses

Latest Responses

"."

"more cars in the workshop and more tools"

"More variety in cars in the workshop, especially for level 7"

...

120 respondents (7%) answered classes for this question.

Update



6. Do you have any other feedback on your learning experiences at the College?

1100
Responses

Latest Responses
"N/A"
...

508 respondents (46%) answered no for this question.
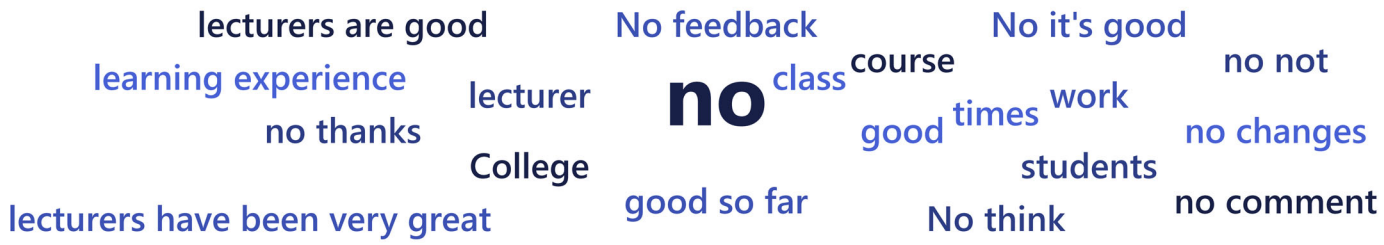
Update